


JBC

The Soldering Co.



PCB Preheaters

Reduce the risk of thermal shock while reworking

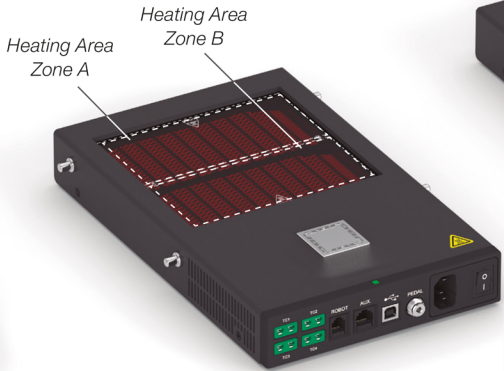
Matronic
ELECTRONIC PRODUCTION TECHNOLOGY

PCB Preheaters

Matchless reliability in
temperature accuracy
and control of the PCBA


3 Work Modes
safer and easier with
up to 8 thermocouples

Independent
work zones to be
turned on/off




PHNE
Preheater for PCBs
up to 11 x 7 cm / 4 x 3"

Max. Heating area: 108 x 70 mm
4.25 x 2.75 in
Maximum power: 300 W
Thermocouples: x2
Dimensions: 179 x 165 x 41.5 mm
7.04 x 6.5 x 1.63 in
Weight: 1.2 kg
2.6 lb



PHSE
Preheater for PCBs
up to 13 x 13 cm / 5 x 5"

Max. Heating area: 130 x 135 mm
(Zone A+B) 5.12 x 5.31 in
Maximum power: 600 W
Thermocouples: x4
Dimensions: 195 x 288 x 41.5 mm
7.68 x 11.34 x 1.63 in
Weight: 1.74 kg
3.84 lb



PHBE
Preheater for PCBs
up to 36 x 28 cm / 14 x 11"

Max. Heating area: 360 x 277 mm
(Zone A+B) 14.2 x 10.9 in
Maximum power: 1400 / 1800 W
Thermocouples: x4
Dimensions: 426 x 444 x 41 mm
16.80 x 17.5 x 1.6 in
Weight: 6.9 kg
15.4 lb

PHXLE
Preheater for PCBs
up to 51 x 61 cm / 20 x 24"

Max. Heating area: 510 x 610 mm
(6 zones) 20 x 24 in
Maximum power: 5400 W
Thermocouples: x8
Dimensions: 790 x 664 x 42 mm
31.1 x 26.1 x 1.65 in
Weight: 18 kg
39.7 lb

Preheater Set

Complete system for preheating multilayer PCBs, ideal for repetitive soldering jobs. It includes **Preheater, Console, PCB Support, PH218 Thermocouple Type K** and **PH217 Kapton Tape**.




PHXLEK Preheater Set also includes **three metallic supports of different heights** for preventing PCB bending due to large dimensions.



Connections

By means of **JBC Software** (available on www.jbctools.com), JBC Preheater can be synchronized with other JBC Hot Air and/or Soldering Stations as well as JBC Fume Extractor equipment in order for them to work jointly and to perform your rework process optimally.



Console



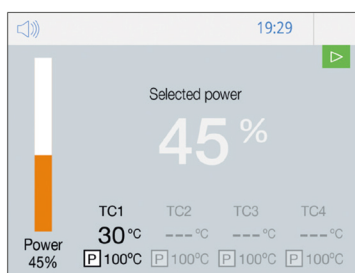
Easy monitoring of the process using the thermocouple (type K).

JBC offers **3 preset temperature profiles** and **25 additional user-defined profiles** to suit all your needs.

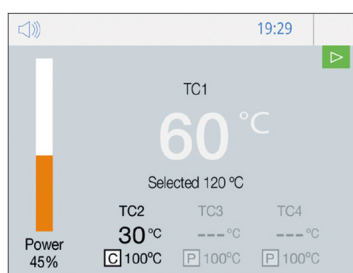
The control thermocouple is used to follow the temperature profile precisely while auxiliary thermocouples can be used to protect the components.

Safer and more efficient rework

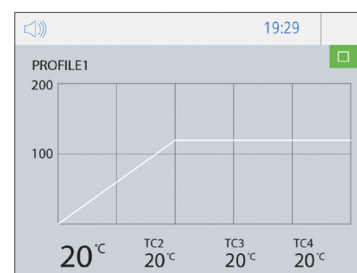
1 Power Mode allows working at a fixed power level with the option of using a protection thermocouple.




2 Temperature Mode keeps the PCBA at a selected temperature, using the regulation or protection TC.



3 Profile Mode allows control of the heating rate of the PCBA by the use of a control and a protection thermocouple.



PCB Support



The support allows you to properly position PCBs of the same batch so as to always heat the same area. It is ideal for repetitive soldering jobs, which means saving time and optimizing workflow.

PCB Support references: **PHNS, PHSS, PHBS** and **PHXLS**.

Matronic
ELECTRONIC PRODUCTION TECHNOLOGY

ESD safe Månskärsvägen 10B 141 75 Kungens kurva
Tel. 08-556 291 00 email: info@matronic.se www.matronic.se