

JBC

The Soldering Co.



Wire Stripper Stations

Designed for thermal wire insulation stripping

Wire Stripper Stations

Our **WSS** and **WSB** Wire Stripper Stations are specially designed for stripping high-temperature wire insulations.

WSST Stand for WS140 / **WSBT** Stand for WS440
Sleep & Hibernation Modes automatically detect the tool in the stand and reduce the tip temperature.

The position of the tool holder is easily adjustable to suit your needs and **Cable Collector** is designed for perfect movement adaptation and to keep cables away from the working area.

WS
High-Temperature Wire Stripper Control Unit
Specially designed for stripping wire insulations made of thermostable materials such as Teflon[®], Kapton[®], silicone, rubber, etc.

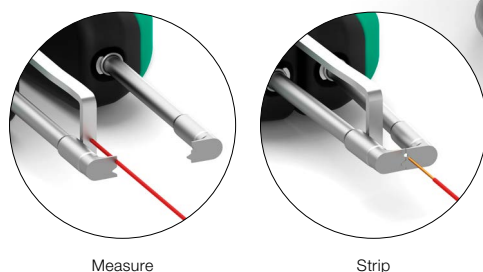
It incorporates predetermined power levels for each type of material. In addition, it features a customized working mode.

CC1001
Cable Collector
Designed for **perfect movement adaptation**, avoiding any undesired movement in the tool while performing your soldering job and keeping the troublesome cables away from the soldering area.

SCH
Cartridge Holder
A practical and **stable holder for cartridge storage** and suitable for the following cartridges:

C120, C210, C245, C250, C420, C470, **W140, W440**, and C560 Desoldering Tips.


WS140
High-Temperature Precision Wire Stripper Tweezers
WS140 works exclusively with the interchangeable **W140 Blade Cartridge Range** which includes different AWG sizes from **40 to 14 AWG (0.08 to 1.63 mm)** and reaches temperatures of up to **800°C**.



Measure

Strip

WS440
High-Temperature Wire Stripper Tweezers
WS440 works exclusively with the interchangeable **W440 Blade Cartridge Range** which includes different AWG sizes from **34 to 16 AWG (0.16 to 1.29 mm)** and reaches temperatures of up to **800 °C**.



Measure

Strip

Insulation Materials



POLYVINYL CHLORIDE
Symbol: PVC
Power Level: 6%
Thermoplastic



POLYETHYLENE
Symbol: PE
Power Level: 7%
Thermoplastic



NYLON^{®1}
Symbol: PA
Power Level: 10%
Thermoplastic



KNAR^{®2}
Symbol: PVDF
Power Level: 16%
Thermoplastic



TEFZEL^{®1}
Symbol: ETFE
Power Level: 17%
Thermoplastic



TEFLON^{®1}
Symbol: FEP / PFA / PTFE
Power Level: 16% / 21% / 40%
Thermostable



ETHYLENE PROPYLENE/ RUBBER
Symbol: EPM/EPR
Power Level: 44%
Thermostable



SILICONE RUBBER
Symbol: SI
Power Level: 51%
Thermostable



KAPTON^{®1}
Symbol: PI
Power Level: 90%
Thermostable

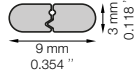
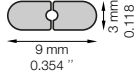
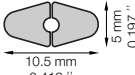
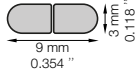
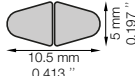
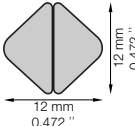
¹ Registered Trade Marks of DuPont

² Registered Trade Marks of Arkema

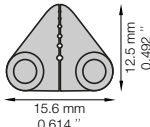
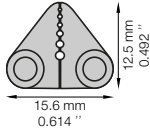
Specifications

Ref. - Voltage (AC) / Fuse	WSS-9B - 100V 50/60Hz.	Max. temperature	800 °C / 1472 °F
	WSS-1B - 120V 50/60Hz.	Output peak power	75 W
	WSS-2B - 230V 50/60Hz.	Operating temp. range	10 to 50 °C / 50 to 120 °F
	WSB-9B - 100V 50/60Hz.	Connections	USB-B
	WSB-1B - 120V 50/60Hz.	Complies with CE standards. ESD Protected.	
	WSB-2B - 230V 50/60Hz.		

W140 Blade Cartridge Range for WS140 Precision Tweezers

Cartridge Ref.	Tip Hole	AWG Solid	AWG Stranded	
W14040G	Ø 0.08 mm / 0.0031 in	40	-	
W14038G	Ø 0.10 mm / 0.0039 in	38	-	
W14037G	Ø 0.11 mm / 0.0043 in	37	-	
W14036G	Ø 0.13 mm / 0.0051 in	36	-	
W14034G	Ø 0.16 mm / 0.0063 in	34	36 (7 x 44)	
W14032G	Ø 0.20 mm / 0.0079 in	32	34 (7 x 42)	
W14030G	Ø 0.25 mm / 0.0098 in	30	32 (19 x 44)	
W14028G	Ø 0.32 mm / 0.0126 in	28	30 (7 x 38) 30 (19 x 42)	
W14026G	Ø 0.40 mm / 0.0157 in	26	28 (19 x 40) 27 (7 x 35)	
W14024G	Ø 0.51 mm / 0.0201 in	24	26 (19 x 38) 26 (10 x 36)	
W14022G	Ø 0.64 mm / 0.0252 in	22	24 (19 x 36) 24 (7 x 32)	
W14020G	Ø 0.81 mm / 0.0319 in	20	22 (19 x 34) 20 (42 x 36)	
W14018G	Ø 1.02 mm / 0.0402 in	18	20 (19 x 32) 20 (7 x 28)	
W14016G	Ø 1.29 mm / 0.0508 in	16	18 (19 x 30)	
W14014G	Ø 1.63 mm / 0.0642 in	14	16 (7 x 24)	
W14003F	Flat Blade: Ø 3 mm / 0.118 in	-	-	
W14005F	Flat Blade: Ø 5 mm / 0.197 in	-	-	
W14012F	Flat Blade: Ø 12 mm / 0.472 in	-	-	

W440 Blade Cartridge Range for WS440 Tweezers

Cartridge Ref.	Tip Hole	AWG Solid	AWG Stranded	
W440021	Ø 0.16 mm / 0.0063 in	34	36 (7x44)	
	Ø 0.25 mm / 0.0098 in	30	32 (19 x 44)	
	Ø 0.32 mm / 0.0126 in	28	30 (7 x 38) 30 (19 x 42)	
	Ø 0.40 mm / 0.0157 in	26	28 (19 x 40) 27 (7 x 35)	
	Ø 0.51 mm / 0.0201 in	24	26 (19 x 38) 26 (10 x 36)	
	Ø 0.64 mm / 0.0252 in	22	24 (19 x 36) 24 (7 x 32)	
W440023	Ø 0.4 mm / 0.0157 in	26	28 (19 x 40) 27 (7 x 35)	
	Ø 0.51 mm / 0.0201 in	24	26 (19 x 38) 26 (10 x 36)	
	Ø 0.64 mm / 0.0252 in	22	24 (19 x 36) 24 (7 x 32)	
	Ø 0.81 mm / 0.0319 in	20	22 (19 x 34) 20 (42 x 36)	
	Ø 1.02 mm / 0.0508 in	18	20 (19 x 32) 20 (7 x 28)	
w440025	Flat Blade: 12.5 mm / 0.4921 in	-	-	