

JBC

The Soldering Co.



Angled desoldering iron

Powerful suction with full control

Matronic
ELECTRONIC PRODUCTION TECHNOLOGY

DT530 Angled desoldering iron

It is ideal for removing through-hole components and excess solder during SMD rework.

- **Enhanced quick heating and thermal stability** reduce downtime and maintain consistent temperatures.
- **Superior suction integrity** thanks to improved air-tightness ensures reliable desoldering.
- **New tip-locking mechanism** enables **safe exchange of tips** and prevents **accidental drops**.
- Its angled and ergonomic design allows **comfortable and efficient work even under the magnifying glass**.



Powerful suction

MSE Electric Desoldering Module generates a vacuum of 85 kPa instantly for seamless solder removal.

JBC Technology allows **extremely quick tip temperature recovery**, giving the possibility to **work at a lower temperature**.

Benefit from **precise temperature control and rapid recovery thanks to the integrated heating system**. Sleep & Hibernation Modes further benefit the lifespan of the tip.

Maintenance made simple

Simplify maintenance with our desoldering tool's **easy-to-clean solder collector**. Cleaning is effortless, ensuring your tool remains in perfect condition for **extended use**, saving you time and resources.



Comfort meets control

Our tool is designed with your comfort in mind, featuring an ergonomic grip that minimizes stress on your hand and wrist. Its **lightweight design reduces fatigue during extended soldering sessions**, allowing you to work comfortably and efficiently.

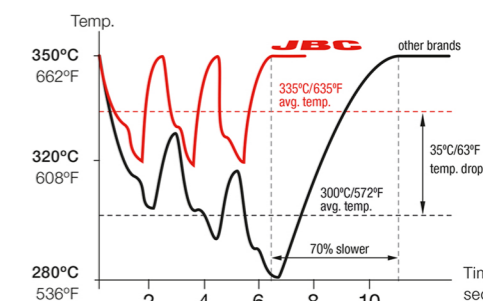
Left-hand / right-hand use

DT530 is designed to be **ergonomically used with either the right or the left hand** offering two assembly positions.

Most Efficient Soldering System

Tips with JBC Technology only drop 30°C (54°F) where others drop as much as 70°C (126°F), as can be seen in the graphic.

Improve productivity and soldering quality with temperature stability and increase manufacturing reliability with accurate tip temperature.



DT530 works with DDE or DME Control Units and new MSE Electric Desoldering Module (B version). You can build your soldering station with Modular System and take advantage of **Most Efficient Soldering System**.



DTS Stand

When the tool is placed in the tool holder, **Sleep & Hibernation Modes** activate.

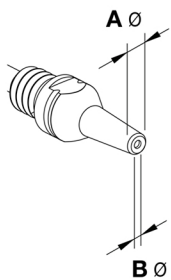
Sleep Mode **automatically lowers tip temperature** below the solder melting point, **preventing the dissolution of the iron tip coating into molten solder**.

Hibernation Mode **cuts off the power supply** making the tip reach room temperature, thus **preventing oxidation and saving energy**.

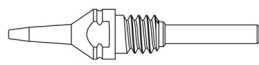
The new tip-locking mechanism enables **safe exchange of tips** and prevents accidental drops.



D530 Cartridge Range

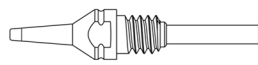


Through-hole desoldering



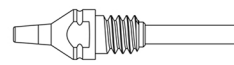
D530001

A = \varnothing 1.4 (\varnothing 0.055)
B = \varnothing 0.6 (\varnothing 0.024)
max. pin= \varnothing 0.4 (\varnothing 0.016)



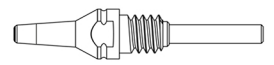
D530002

A = \varnothing 1.8 (\varnothing 0.071)
B = \varnothing 0.8 (\varnothing 0.032)
max. pin= \varnothing 0.6 (\varnothing 0.024)



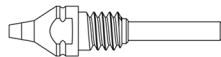
D530014

A = \varnothing 2.5 (\varnothing 0.098)
B = \varnothing 0.8 (\varnothing 0.032)
max. pin= \varnothing 0.6 (\varnothing 0.024)



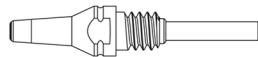
D530003

A = \varnothing 2.7 (\varnothing 0.106)
B = \varnothing 1 (\varnothing 0.039)
max. pin= \varnothing 0.8 (\varnothing 0.032)



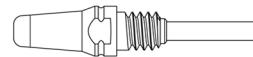
D530017

A = \varnothing 2 (\varnothing 0.079)
B = \varnothing 1.1 (\varnothing 0.043)
max. pin= \varnothing 1 (\varnothing 0.039)



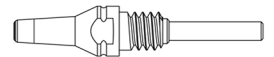
D530004

A = \varnothing 3.2 (\varnothing 0.126)
B = \varnothing 1.3 (\varnothing 0.052)
max. pin= \varnothing 1.1 (\varnothing 0.043)



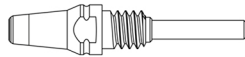
D530009

A = \varnothing 5 (\varnothing 0.197)
B = \varnothing 1.3 (\varnothing 0.052)
max. pin= \varnothing 1.1 (\varnothing 0.043)



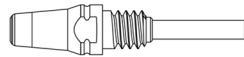
D530005

A = \varnothing 3.4 (\varnothing 0.134)
B = \varnothing 1.5 (\varnothing 0.059)
max. pin= \varnothing 1.3 (\varnothing 0.051)



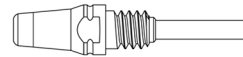
D530006

A = \varnothing 4.2 (\varnothing 0.165)
B = \varnothing 1.9 (\varnothing 0.075)
max. pin= \varnothing 1.7 (\varnothing 0.067)



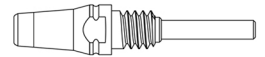
D530018

A = \varnothing 4.6 (\varnothing 0.181)
B = \varnothing 2.2 (\varnothing 0.087)
max. pin= \varnothing 2 (\varnothing 0.079)



D530007

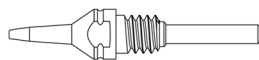
A = \varnothing 4.8 (\varnothing 0.189)
B = \varnothing 2.4 (\varnothing 0.095)
max. pin= \varnothing 2.2 (\varnothing 0.087)



D530015

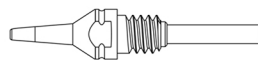
A = \varnothing 5.2 (\varnothing 0.205)
B = \varnothing 3 (\varnothing 0.118)
max. pin= \varnothing 2.8 (\varnothing 0.110)

Pad cleaning



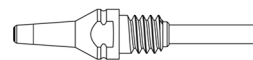
D530011

A = \varnothing 1.4 (\varnothing 0.055)
B = \varnothing 0.6 (\varnothing 0.024)



D530012

A = \varnothing 1.8 (\varnothing 0.071)
B = \varnothing 0.8 (\varnothing 0.032)



D530013

A = \varnothing 2.7 (\varnothing 0.106)
B = \varnothing 1 (\varnothing 0.039)

millimeters / (inches)

ESD safe

Matronic
ELECTRONIC PRODUCTION TECHNOLOGY

Tel: 08-556 291 00 Email: info@matronic.se www.matronic.se